



THE MODERN FACE
OF DERMATOLOGY

9-13 October 2019 / Madrid, Spain

28th
EADV
CONGRESS

28TH EADV CONGRESS REGISTRATION REPORT

19 July 2019



Contents

1	Overview.....	3
1.1	Registrations.....	3
1.2	Comparison.....	3
1.3	Weekly pick-up.....	5
2	Participants by type.....	6
2.1	Participants by Type (details).....	7
3	Participants by Country.....	8
3.1	Top 30.....	8
3.2	Map.....	9
3.3	All Countries by Region.....	10
3.3.1	Africa.....	10
3.3.2	Americas.....	10
3.3.3	Asia.....	11
3.3.4	Europe.....	12
3.3.5	Oceania.....	13

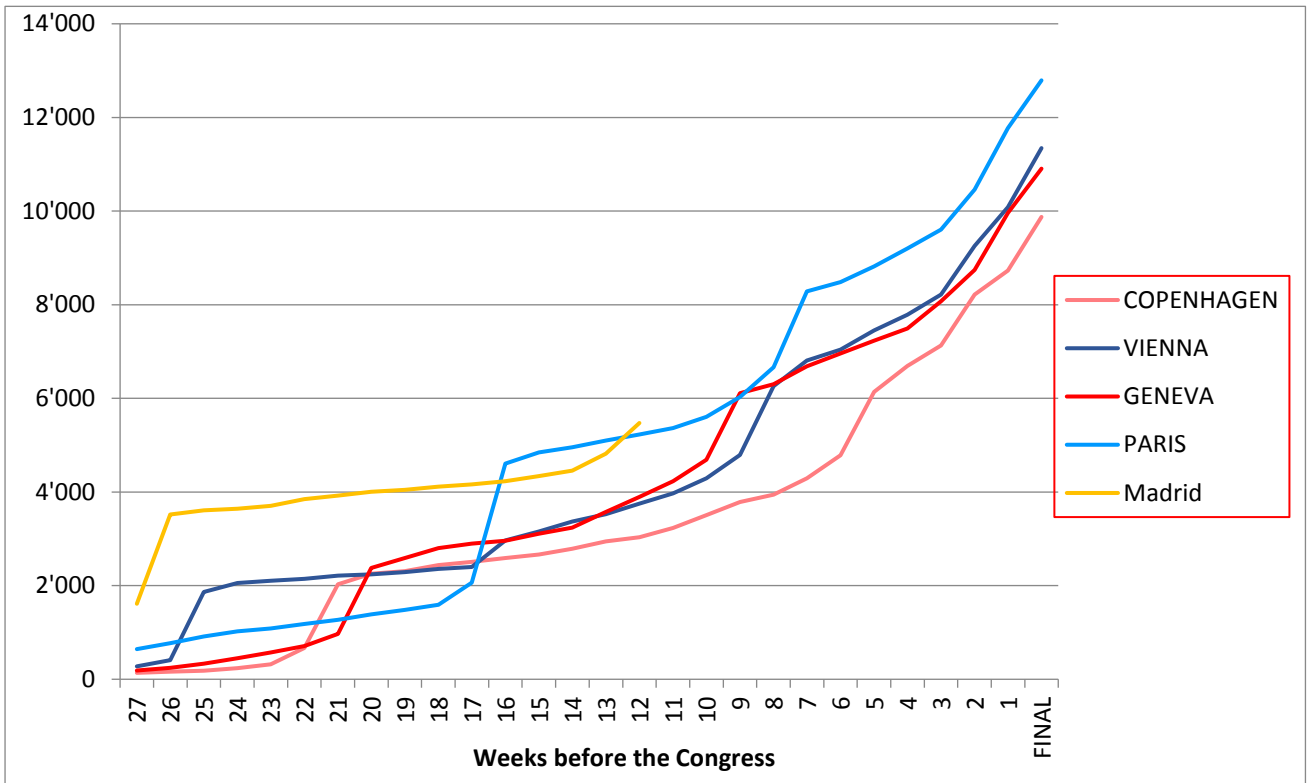
1 Overview

1.1 Registrations

Number of Participants: 5474

1.2 Comparison

COMPARISON AMONG CONGRESSES (since 2015)



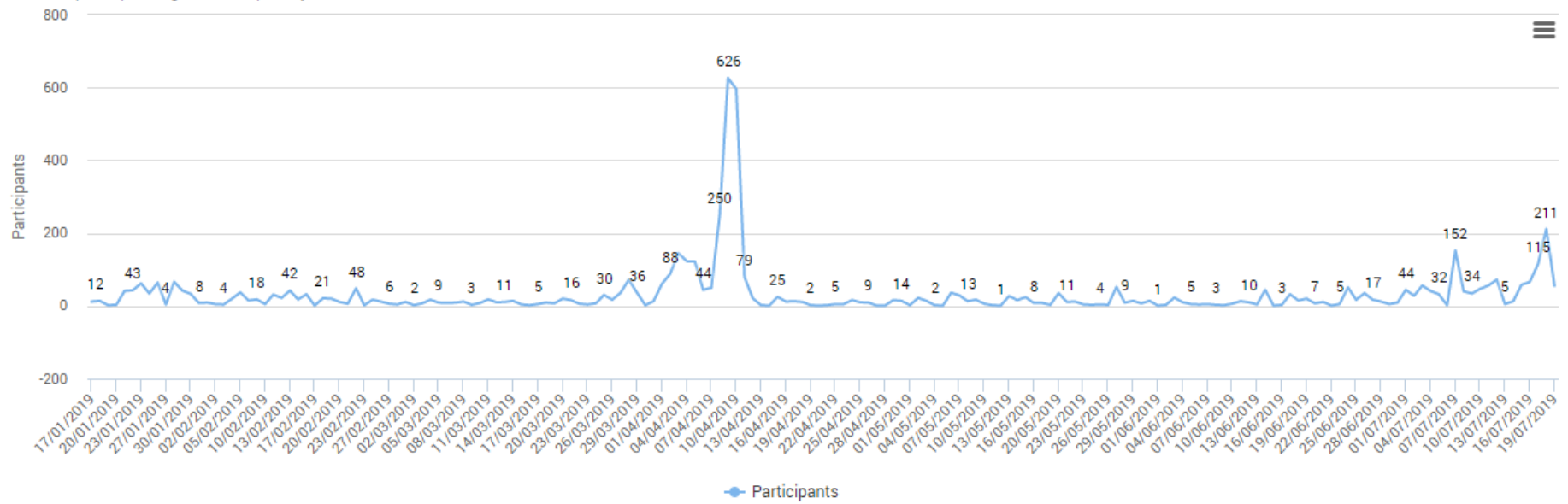
	COPENHAGEN	VIENNA	GENEVA	PARIS	MADRID
Week	2015	2016	2017	2018	2019
27	137	276	187	644	1'613
26	163	407	247	771	3'520
25	185	1'868	330	911	3'605
24	234	2'056	447	1'027	3'645
23	321	2'106	569	1'087	3'706
22	668	2'145	710	1'183	3'847
21	2'027	2'216	969	1'271	3'924
20	2'256	2'243	2'377	1'387	4'004
19	2'310	2'290	2'587	1'480	4'047
18	2'437	2'356	2'803	1'594	4'115
17	2'506	2'400	2'898	2'062	4'159
16	2'592	2'966	2'961	4'607	4'233
15	2'664	3'155	3'109	4'846	4'339
14	2'785	3'370	3'237	4'955	4'459
13	2'947	3'525	3'574	5'102	4'817
12	3'034	3'753	3'898	5'230	5'474
11	3'234	3'973	4'232	5'367	
10	3'505	4'294	4'690	5'608	
9	3'787	4'793	6'113	6'030	
8	3'946	6'258	6'301	6'667	
7	4'294	6'811	6'687	8'282	
6	4'787	7'042	6'961	8'484	
5	6'141	7'454	7'230	8'818	
4	6'691	7'787	7'492	9'204	
3	7'133	8'218	8'071	9'607	
2	8'218	9'253	8'744	10'462	
1	8'733	10'082	9'957	11'773	
ON-SITE	9'239	10'620	10'301	12'743	
FINAL	9'875	11'345	10'906	12'792	

Note: Highlighted in red is the early bird rate deadline. Highlighted in blue is the late registration deadline. Both deadlines correspond to the change of rate.. Table updated on **09 July 2019**

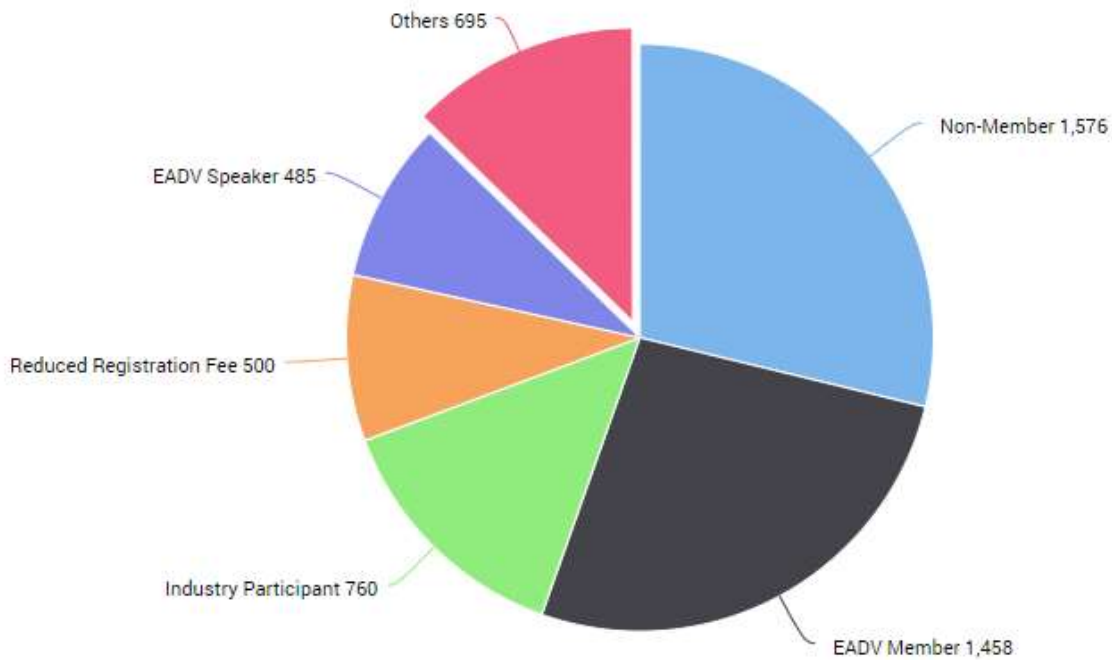


1.3 Weekly pick-up

Number of new participant registrations per day



2 Participants by type



Note: The category "Others" includes Nurses, Students, Sub-Specialty, Resident Member, Retired Member, Scholarship, Speaker, Staff, Pending Confirmation registrations



2.1 Participants by Type (details)

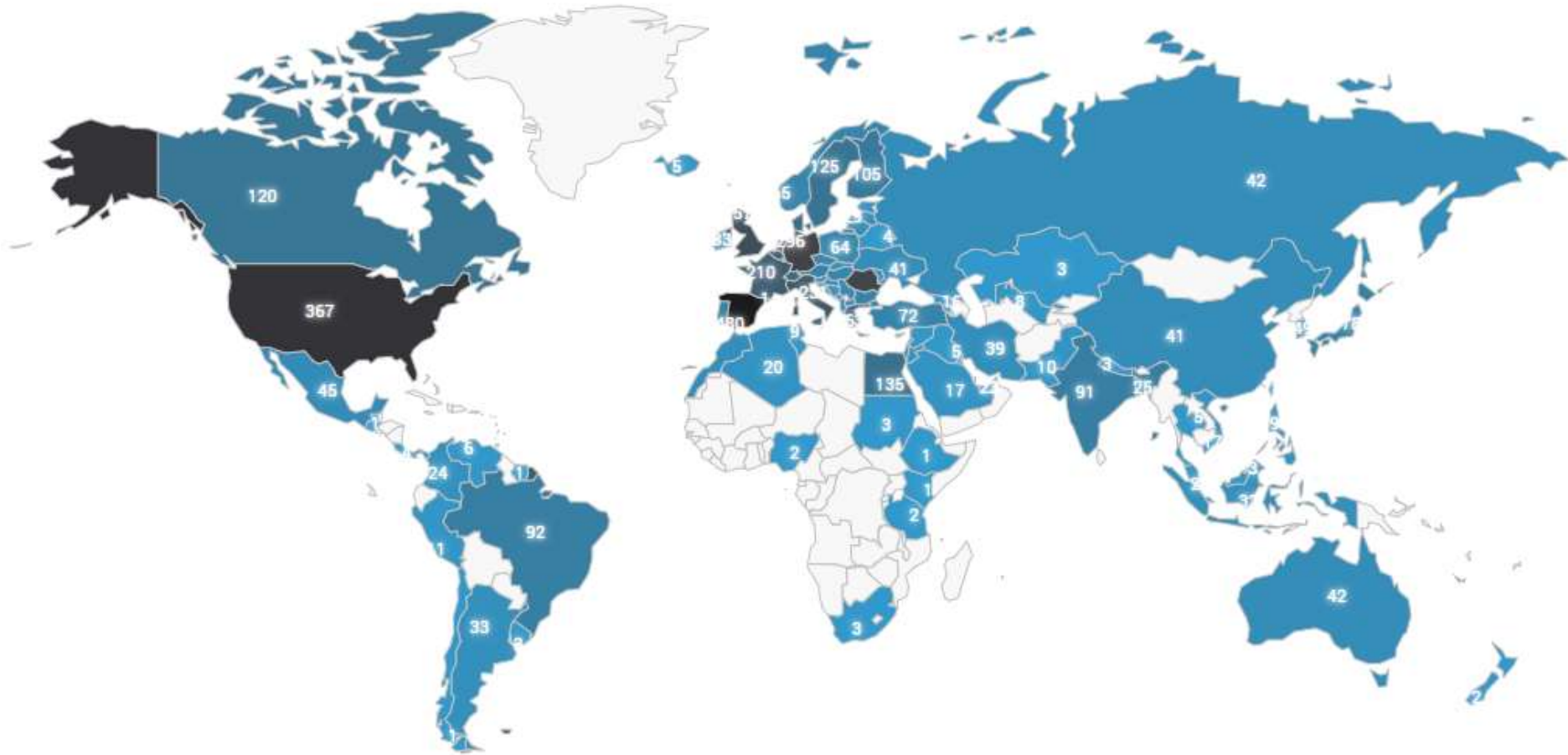
	Total	Individual	Group
Non-Member	1576	725	852
EADV Member	1458	1171	287
Industry Participant	760	372	389
Reduced Registration Fee	500	500	0
EADV Speaker	485	485	0
EADV Resident Member	258	224	34
Resident (under 35 years old)	153	127	26
Exhibitor	62	0	62
Board Member	52	52	0
EADV Retired Member	36	34	2
Nurse	30	28	2
Student (under 35 years old)	19	19	0
Patient Village	14	14	0
Free Registration	12	12	0
Founding Member	10	10	0
Spanish Grant Member	10	10	0
EADV Scholarship	10	10	0
Officer	8	8	0
Committee Chair	8	8	0
Plenary Speaker	4	4	0
AAD Scholarship	3	3	0
Spanish Grant Resident	2	2	0
EADV Editor	1	1	0

3 Participants by Country

3.1 Top 30

Rank	Subregion	CountryName	VisitorCount
1	Europe	Spain	480
2	Northern America	United States	367
3	Europe	Germany	296
4	Eastern Europe	Romania	285
5	Europe	United Kingdom	257
6	Europe	Italy	231
7	Europe	Netherlands	226
8	Europe	France	210
9	Europe	Belgium	196
10	Europe	Greece	163
11	Europe	Denmark	158
12	Europe	Switzerland	154
13	Northern Africa	Egypt	135
14	Europe	Sweden	125
15	Northern America	Canada	120
16	Europe	Finland	105
17	South America	Brazil	92
18	Southern Asia	India	91
19	Europe	Portugal	82
20	Eastern Asia	Japan	78
21	Eastern Europe	Bulgaria	76
22	Europe	Austria	75
23	Western Asia	Turkey	72
24	Europe	Norway	65
25	Eastern Europe	Poland	64
26	Eastern Europe	Hungary	63
27	Eastern Europe	Czech Republic	52
28	Eastern Asia	Korea, Rep. of South	49
30	Europe	Serbia	48

3.2 Map





3.3 All Countries by Region

3.3.1 Africa

Subregion	CountryName	VisitorCount
Northern Africa	Egypt	135
Northern Africa	Morocco	34
Northern Africa	Algeria	20
Northern Africa	Tunisia	9
Northern Africa	Sudan	3
Southern Africa	South Africa	2
Eastern Africa	Tanzania	2
Eastern Africa	Ethiopia	1
Western Africa	Nigeria	1

3.3.2 Americas

Subregion	CountryName	VisitorCount
Northern America	United States	367
Northern America	Canada	120
South America	Brazil	92
Central America	Mexico	45
South America	Argentina	33
South America	Colombia	24
South America	Peru	11
South America	Venezuela	6
Central America	Panama	4
Central America	Costa Rica	3
South America	Uruguay	3
Caribbean	Aruba	1
South America	Chile	1
Caribbean	Guadeloupe	1
Central America	Guatemala	1

3.3.3 Asia

Subregion	CountryName	VisitorCount
Southern Asia	India	91
Eastern Asia	Japan	78
Western Asia	Turkey	72
Eastern Asia	Korea, Rep. of South	49
Eastern Asia	China	41
Southern Asia	Iran	39
South-eastern Asia	Indonesia	32
Western Asia	Israel	31
Southern Asia	Bangladesh	25
Western Asia	Lebanon	24
Western Asia	United Arab Emirates	23
Western Asia	Palestine	20
South-eastern Asia	Singapore	20
Western Asia	Saudi Arabia	17
South-eastern Asia	Viet Nam	17
Western Asia	Georgia	16
Eastern Asia	Hong Kong	15
Eastern Asia	Taiwan	15
Western Asia	Jordan	14
Southern Asia	Pakistan	10
South-eastern Asia	Philippines	9
Western Asia	Qatar	8
Central Asia	Uzbekistan	8
Western Asia	Iraq	5
Western Asia	Kuwait	5
South-eastern Asia	Thailand	5
Western Asia	Syria, Arab Rep.	4
Western Asia	Bahrain	3
Western Asia	Cyprus	3
Central Asia	Kazakhstan	3
South-eastern Asia	Malaysia	3
Southern Asia	Nepal	3
Western Asia	Armenia	1
Southern Asia	Maldives	1



3.3.4 Europe

Subregion	CountryName	VisitorCount
Europe	Spain	480
Europe	Germany	296
Eastern Europe	Romania	285
Europe	United Kingdom	257
Europe	Italy	231
Europe	Netherlands	226
Europe	France	210
Europe	Belgium	196
Europe	Greece	163
Europe	Denmark	158
Europe	Switzerland	154
Europe	Sweden	125
Europe	Finland	105
Europe	Portugal	82
Eastern Europe	Bulgaria	76
Europe	Austria	75
Europe	Norway	65
Eastern Europe	Poland	64
Eastern Europe	Hungary	63
Eastern Europe	Czech Republic	52
Europe	Serbia	48
Europe	Croatia	44
Eastern Europe	Russian Federation	42
Eastern Europe	Ukraine	41
Europe	Lithuania	40
Europe	Ireland	33
Europe	Latvia	29
Eastern Europe	Slovakia	25
Europe	Macedonia	23
Europe	Slovenia	23
Europe	Albania	20
Europe	Bosnia and Herzegovina	19
Europe	Estonia	17
Europe	Iceland	5
Europe	Malta	5
Eastern Europe	Belarus	4
Europe	Luxembourg	4
Europe	Montenegro	4
Eastern Europe	Moldova	3
Europe	Andorra	1
Channel Islands	Jersey	1
Europe	Kosovo	1



3.3.5 Oceania

Subregion	CountryName	VisitorCount
Oceania	Australia	42
Oceania	New Zealand	2

Note:

Grouping is based on the online version of the United Nations publication "Standard Country or Area Codes for Statistical Use" originally published as Series M, No. 49 and now commonly referred to as the M49 standard. The print version of the standard was issued last in 1999 and previously in 1996 , 1982 , 1975 and 1970 . M49 is prepared by the Statistics Division of the United Nations Secretariat primarily for use in its publications and databases.

The assignment of countries or areas to specific groupings is for statistical convenience and does not imply any assumption regarding political or other affiliation of countries or territories by the United Nations.

The list of geographic regions presents the composition of geographical regions used by the Statistics Division in its publications and databases. Each country or area is shown in one region only. These geographic regions are based on continental regions; which are further subdivided into sub-regions and intermediary regions drawn as to obtain greater homogeneity in sizes of population, demographic circumstances and accuracy of demographic statistics.